

# BONA R850T



Bona R850T is a one component moisture cured silane-based adhesive for solid timber floors, including overlay, parquet, blocks and engineered floors. It has a slightly higher viscosity than similar products to optimise its use in gun application and with the Bona OptiSpread system.

R850T withstands the thrust created during expansion of a timber floor, like conventional adhesives, whilst having a low resistance against shrinkage. This means that tension between the timber and the substrate, to which the timber floor is fixed, is reduced giving a more stable floor.

Where moisture levels are 95% or below Bona R850T can be used as a combined moisture barrier and adhesive application using the Bona Trowel Plus applicator; this ensures complete coverage of the concrete floor surface whilst maintaining a rib structure. Alternatively Bona R580, R410 or R540 can be used where a moisture barrier system is required.

- One component
- Can be used as a 2 component system with shorter setting times
- Water and solvent free
- Fast setting
- Excellent rib stability
- Combined moisture barrier and adhesive application
- Classified as non-hazardous

## Technical data

Product type:	1 component Silane-based adhesive
Colour:	Cream
Density:	1.6 g / cm <sup>3</sup>
Time before Sanding	Minimum 12 hours at 20° C / 60% RH
Surface treatment	Up to 2 days depending on the style of flooring, and site conditions. NB. Low temperatures and high humidity will extend the curing time
Application tools:	Notched floor trowel / Bona Trowel Plus
Application rate:	Standard installation: 1 – 1.25 KG per m <sup>2</sup> Installation & Moisture barrier: 2 – 2.5 KG per m <sup>2</sup>
Safety:	Please consult the Safety Datasheet
Flash point:	Non-flammable
Cleaning agents:	Acetone, ethanol or white spirit Set material can only be removed by mechanical means
Shelf life:	Tub - 12 months. If R850T 'settles' stir well using a mechanical mixer before use Sausages – 2 years. Shelf life is for unopened containers.
Storage / Transport:	The temperature must not fall below +5° C or exceed +25° C during storage and transport
Pack size:	15 KG tub 600 ml sausages (0.96 KG) 5400 ml sausage (8.5 KG)

# Bona®

Phone 1300 882 806

## Preparation

The substrate must be even, totally dry, clean, free from cracks and physically sound. The surface should also be slightly textured.

Suitable substrates include:

- Cementitious screed / Concrete
- Floors levelled with levelling compounds (min. 2 mm thick),
- Board floors i.e. plywood, chipboard, etc.

For highly absorbent surfaces Bona R410 or R540 may be used to prime the substrate prior to installation. This will enable the normal open time for R850T to be maintained.

If a moisture barrier is required for a cementitious screed prior to the installation of the timber floor Bona R580, R410 or R540 should be used. Detailed information can be found in the appropriate product datasheet.

Alternatively on floors with up to 95% moisture content Bona R850T may be used as a combined system – see Application

## Application

For the optimum performance the following climatic conditions should be met.

- Air temperature: min. 18° C
- Floor temperature: min. 15° C (underfloor heating max. 20)
- R.H: max. 70 %

If lower temperatures or higher humidity is experienced drying / curing periods may be extended.

When supplied in a tub R850T is protected by a foil, which must be removed together with any small amounts of hardened material prior to use.

**Standard installation** - The adhesive should be applied evenly using a notched trowel appropriate to the flooring being laid (see Consumption).

**Moisture barrier + installation** - Where moisture levels are below 95% Bona R850T can be used as a combined moisture barrier and adhesive application. This must be completed using the Bona Trowel Plus applicator. Bona Trowel Plus is designed to ensure complete coverage of the concrete floor surface, leaving a 2 mm layer of adhesive, to act as a moisture barrier, whilst creating a rib structure as with a normal trowel application. As the metal nibs on the blade will wear it is important that the Bona Trowel Plus bar is replaced every 7 – 10 m<sup>2</sup> to ensure that the correct coverage is maintained. Insufficient coverage or an uneven coverage will compromise the efficacy of the system.

**NB.** It is important that careful measurement of the moisture content of the floor is carried out to a high standard. Assessment of the suitability and selection of a treatment schedule is the responsibility of the flooring contractor. A specification with a greater level of protection against moisture should be used where doubt remains regarding the moisture content of the floor.

Place the timber on the adhesive and press down firmly during the open time, approx. 30 minutes. Be aware that high temperatures or a very dry subfloor may reduce the open time. Do not apply adhesive to a greater area than can be installed within the open time; where required boards should be weighted down.

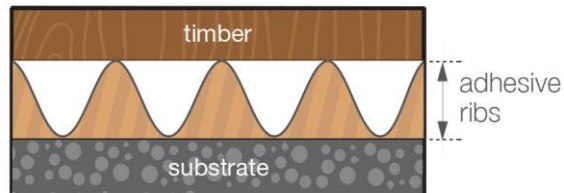
Where the open time has been affected by external factors applied adhesive may 'skin' whilst on the floor. If this occurs remove the affected material and apply new adhesive. Adhesive which is squeezed up into joints (so that it might come into direct contact with the finish) must be carefully removed.

**Bona**®

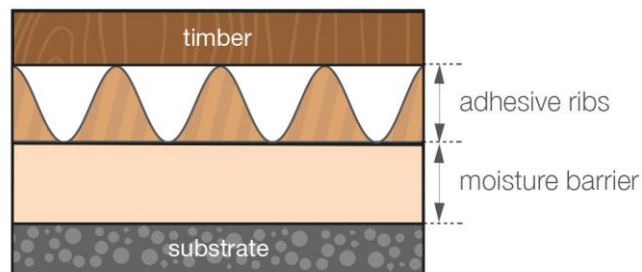
Phone 1300 882 806

It is possible to use R850T as a 2 component product but only when laying timber flooring in a Standard installation. The addition of water to R850T can significantly reduce the setting time. This allows several lines of timber elements, strips, etc. to be laid and to be worked against when laying the remainder of the flooring; for instance when laying parquetry.

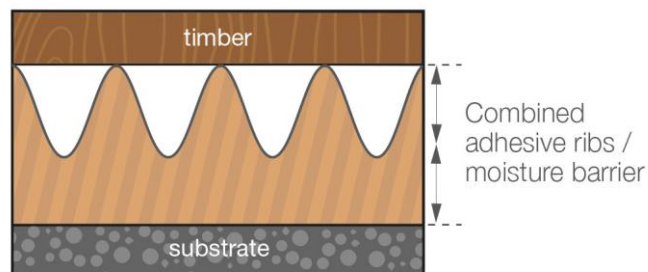
Apply R850T to the floor using the appropriate trowel, spray with water, at a maximum rate of 5 ml per KG, and rework the adhesive. The open time is reduced to approximately 5 minutes so the timber must be laid immediately. After 2 – 4 hours the remainder of the floor can be laid.




#### Standard application



#### Moisture barrier & adhesive application



#### Combined moisture barrier & adhesive application



Bona Trowel Plus applicator

**Bona**<sup>®</sup>

Phone 1300 882 806

## Consumption / Timber size

It is important that timber is laid at the correct moisture content and in accordance with current Australian standards. In addition to this the application rate of the adhesive is also vitally important. The movement of timber of different dimensions will produce varying amounts of stress upon the bond to the subfloor. Ensure that the correct coverage rates and even spread of the adhesive are achieved. Bona application trowels are available in the required sizes.

Type	Dimensions mm	Coverage rate R850T g / m <sup>2</sup>
<b>Overlay (T&amp;G and end matched)</b>	83 x 12 130 x 14	1000 g / m <sup>2</sup>
<b>Secret nail profile</b>	80 x 19	Nailed & Glued: 850 g / m <sup>2</sup> Glued only: 1250 g / m <sup>2</sup>
<b>Top nail profile</b>	180 x 21 130 x 19	R848T along joists or battens
<b>Engineered prefinished</b>	2 layer 3 layer	1000 g / m <sup>2</sup> 1250 g / m <sup>2</sup>
<b>Acoustic matting</b> - Matting with a high rubber content is not suitable for use with R850T		850 g / m <sup>2</sup>
<b>When using Bona R850T as a combined moisture barrier and adhesive please note that the quantities required per m<sup>2</sup> will be <u>doubled</u> – approximately twice that used for a standard installation.</b>		

N.B. Bona do **not** recommend that timber with a dimension greater than 130 mm is laid using Bona R850T as the sole fixing method.

## Surface treatment

Sanding and the application of a surface coating may usually be carried out after a minimum of 12 hours has elapsed. However, depending on the type of parquet, absorbency of the substrate and the prevailing atmospheric conditions a period of up to 2 days may be required. After 24 – 48 hours the floor may be put into use.

## Important notes

The information provided is prepared to the best of our current knowledge and makes no claim to be complete. The User is responsible for establishing that the product and recommendations herein are fit for the designated purpose, wood type and present situation before use.

Bona can only guarantee the delivered product. A professional and thereby successful application of the product is beyond our control. If in doubt make a preliminary test.

The User is required to read and understand all information contained on package labels and safety data sheets before using this product.

**Bona**<sup>®</sup>

Phone 1300 882 806